

REFERENCE GUIDE / GUIA DE REFERENCIA

BETON GREY

COLOUR REFERENCE
REFERENCIA DE COLOR

COLLECTION NAME
NOMBRE DE LA COLECCIÓN

PRODUCT PICTURE
FOTOGRAFÍA DE PRODUCTO

PRODUCT DESCRIPTION
DESCRIPCIÓN DE PRODUCTO

ICONOGRAPHY
ICONOGRAFÍA

BULLNOSE
RODAPIÉ


LIST
LISTELO

CHIP
TACO

REMARKABLE CHARACTERISTICS
CARACTERÍSTICAS DESTACABLES

SIZES INFORMATION AND REFERENCES
INFORMACIÓN DE FORMATOS Y REFERENCIAS

DECORATES INFORMATION AND REFERENCES
INFORMACIÓN DE DECORADOS Y REFERENCIAS



Beton serie 45x90
(17.57" x 35.22" - 44,63 x 89,46 cm.)

Beton grey lappato 45x90 G-1410
Beton grey natural 45x90 G-1372

Beton serie 22.5x90
(8.75" x 35.22" - 22,215 x 89,46 cm.)

Beton grey lappato 22.5x90 G-1452

Beton serie 60x60
(23.45" x 23.45" - 59,55 x 59,55 cm.)

Beton grey lappato 60x60 G-1410

Beton serie 30x60
(11.71" x 23.45" - 29,75 x 59,55 cm.)

Beton grey lappato 30x60 G-1298
Beton grey natural 30x60 G-1258

SPECIAL SIZES / FORMATOS ESPECIALES


Beton lista 7.5x90
(2.87" x 35.22" - 7,3 x 89,46 cm.)

Beton grey lappato lista 7.5x90 G-119
Beton grey natural lista 7.5x90 G-117

Beton lista 7.5x60
(2.87" x 23.45" - 7,3 x 59,55 cm.)

Beton grey lappato lista 7.5x60 G-93
Beton grey natural lista 7.5x60 G-91

MOSAICS & SPECIAL PIECES / MOSAICOS Y PIEZAS ESPECIALES



Beton mosaico sin fin
(11.71" x 11.71" - 29,75 x 29,75 cm.)

Beton grey lappato mosaico sin fin G-1756



Beton mosaico 5x5
(11.71" x 11.71" - 29,75 x 29,75 cm.)

Beton grey lappato mosaico 5x5 G-1688




Beton grey lappato preición 7.5x60
(11.71" x 23.45" - 29,75 x 59,55 cm.)

G-1492



Beton grey lappato preición 11.25x90
(17.57" x 35.22" - 44,63 x 89,46 cm.)

G-1576



Beton grey lappato circle-4
(17.57" x 35.22" - 44,63 x 89,46 cm.)

G-333

Acero lista 2x90
(0.986" x 35.22" - 2 x 89,46 cm.)

G-161

RECTIFIED AND WITHOUT BEVEL EDGE FINISH PRODUCT
PRODUCTO RECTIFICADO Y NO BISELADO

ACCESORIES COMPLEMENTOS	SIZE FORMATO	FINISH ACABADO	GROUP GRUPO
Beton grey rodapié / bullnose 7.5x90	2.87" x 35.22" - 7,5 x 90 cm. (7,3 x 89,46 cm.)	NATURAL	G-131
Beton grey rodapié / bullnose 7.5x60	2.87" x 23.45" - 7,5 x 60 cm. (7,3 x 59,55 cm.)	NATURAL	G-95
Beton grey taco / chip	2.87" x 2.87" - 7,5 x 7,5 cm. (7,3 x 7,3 cm.)	LAPPATO NATURAL	G-39 G-35

HIGH SHADE VARIATION WITHIN EACH CARTON
PRODUCTO CON EVIDENTE VARIACIÓN CROMÁTICA



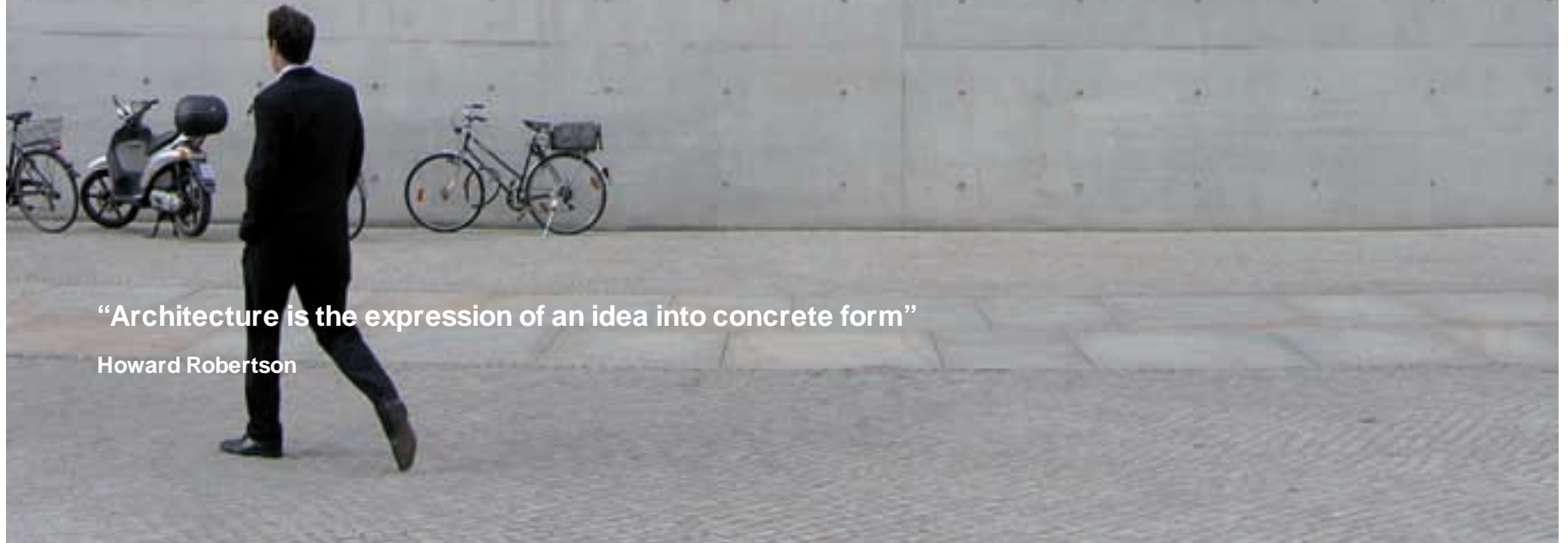
ACCESORIES AND REFERENCES
COMPLEMENTOS Y REFERENCIAS

DECORATE PICTURE
FOTOGRAFÍA DE DECORADO



“Arquitectura es la expresión de una idea en forma
concreta”

Howard Robertson



“Architecture is the expression of an idea into concrete form”

Howard Robertson

colour range / gama cromática

GREY

WHITE

BROWN

BEIGE

beton

beton collection

beton 45x90

17.57"x35.22" - 44,63x89,46 cm.

beton 22,5x90

8.75"x35.22" - 22,215x89,46 cm.

beton 60x60

23.45"x23.45" - 59,55x59,55 cm.

beton 30x60

11.71"x23.45" - 29,75x59,55 cm.



4
COLOURS
COLORES

4
SIZES
FORMATOS

2
FINISHES
ACABADOS

LAPPATO
SEMI-POLISHED
NATURAL
NATURAL

BETON GREY



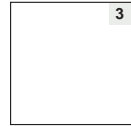
RECTIFIED AND WITHOUT BEVEL EDGE FINISH PRODUCT
PRODUCTO RECTIFICADO Y NO BISELADO



1



2



3



4

Beton serie 45x90
(17.57" x 35.22" - 44,63 x 89,46 cm.)

Beton grey lappato 45x90
Beton grey natural 45x90

G-1410
G-1372

Beton serie 22,5x90
(8.75" x 35.22" - 22,215 x 89,46 cm.)

Beton grey lappato 22,5x90

G-1452

Beton serie 60x60
(23.45" x 23.45" - 59,55 x 59,55 cm.)

Beton grey lappato 60x60

G-1410

Beton serie 30x60
(11.71" x 23.45" - 29,75 x 59,55 cm.)

Beton grey lappato 30x60
Beton grey natural 30x60

G-1298
G-1258

SPECIAL SIZES / FORMATOS ESPECIALES



Beton lista 7,5x90
(2.87" x 35.22" - 7,3 x 89,46 cm.)

Beton grey lappato lista 7,5x90
Beton grey natural lista 7,5x90

G-119
G-117




Beton lista 7,5x60
(2.87" x 23.45" - 7,3 x 59,55 cm.)

Beton grey lappato lista 7,5x60
Beton grey natural lista 7,5x60

G-93
G-91

MOSAICS & SPECIAL PIECES / MOSAICOS Y PIEZAS ESPECIALES



Beton mosaico sin fin
(11.71" x 11.71" - 29,75 x 29,75 cm.)

Beton grey lappato mosaico sin fin


G-1756



Beton mosaico 5x5
(11.71" x 11.71" - 29,75 x 29,75 cm.)


Beton grey lappato mosaico 5x5

G-1688



Beton grey lappato preincisión 7,5x60
(11.71" x 23.45" - 29,75 x 59,55 cm.)

G-1492



Beton grey lappato preincisión 11,25x90
(17.57" x 35.22" - 44,63 x 89,46 cm.)

G-1576



Beton grey lappato circle-4
(17.57" x 35.22" - 44,63 x 89,46 cm.)

G-333




Acero lista 2x90
(0.066" x 35.22" - 2 x 89,46 cm.)

G-161

ACCESORIES COMPLEMENTOS	SIZE FORMATO	FINISH ACABADO	GROUP GRUPO
Beton grey rodapié / bullnose 7,5x90	2.87" x 35.22" - 7,5 x 90 cm. (7,3 x 89,46 cm.)	NATURAL	G-131
Beton grey rodapié / bullnose 7,5x60	2.87" x 23.45" - 7,5 x 60 cm. (7,3 x 59,55 cm.)	NATURAL	G-95
Beton grey taco / chip	2.87" x 2.87" - 7,5 x 7,5 cm. (7,3 x 7,3 cm.)	LAPPATO NATURAL	G-39 G-35

HIGH SHADE VARIATION WITHIN EACH CARTON
PRODUCTO CON EVIDENTE VARIACIÓN CROMÁTICA



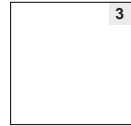
BETON WHITE



1



2



3



4

Beton serie 45x90
(17.57" x 35.22" - 44,63 x 89,46 cm.)

Beton white lappato 45x90
Beton white natural 45x90

G-1446
G-1410

Beton serie 22,5x90
(8.75" x 35.22" - 22,215 x 89,46 cm.)

Beton white lappato 22,5x90

G-1472

Beton serie 60x60
(23.45" x 23.45" - 59,55 x 59,55 cm.)

Beton white lappato 60x60

G-1446

Beton serie 30x60
(11.71" x 23.45" - 29,75 x 59,55 cm.)

Beton white lappato 30x60
Beton white natural 30x60

G-1330
G-1298

SPECIAL SIZES / FORMATOS ESPECIALES



Beton lista 7,5x90
(2.87" x 35.22" - 7,3 x 89,46 cm.)

Beton white lappato lista 7,5x90
Beton white natural lista 7,5x90

G-123
G-119



Beton lista 7,5x60
(2.87" x 23.45" - 7,3 x 59,55 cm.)

Beton white lappato lista 7,5x60
Beton white natural lista 7,5x60

G-95
G-93

MOSAICS & SPECIAL PIECES / MOSAICOS Y PIEZAS ESPECIALES



Beton mosaico sin fin
(11.71" x 11.71" - 29,75 x 29,75 cm.)

Beton white lappato mosaico sin fin

G-1756



Beton mosaico 5x5
(11.71" x 11.71" - 29,75 x 29,75 cm.)


Beton white lappato mosaico 5x5

G-1688




Beton white lappato preincisión 7,5x60
(11.71" x 23.45" - 29,75 x 59,55 cm.)

G-1492



Beton white lappato preincisión 11,25x90
(17.57" x 35.22" - 44,63 x 89,46 cm.)








G-1576



Beton white lappato circle-4
(17.57" x 35.22" - 44,63 x 89,46 cm.)

G-333


RECTIFIED AND WITHOUT BEVEL EDGE FINISH PRODUCT
PRODUCTO RECTIFICADO Y NO BISELADO

 ACCESORIES COMPLEMENTOS	 SIZE FORMATO	 FINISH ACABADO	 GROUP GRUPO
 Beton white rodapié / bullnose 7,5x90	2.87" x 35.22" - 7,5 x 90 cm. (7,3 x 89,46 cm.)	NATURAL	G-131
 Beton white rodapié / bullnose 7,5x60	2.87" x 23.45" - 7,5 x 60 cm. (7,3 x 59,55 cm.)	NATURAL	G-97
 Beton white taco / chip	2.87" x 2.87" - 7,5 x 7,5 cm. (7,3 x 7,3 cm.)	LAPPATO NATURAL	G-43 G-39


LIGHT MODERATE SHADE VARIATION WITHIN EACH CARTON
PRODUCTO CON LIGERA VARIACIÓN CROMÁTICA

Acero lista 2x90
(0.066" x 35.22" - 2 x 89,46 cm.)

G-161




BETON BROWN



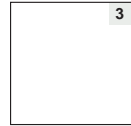
RECTIFIED AND WITHOUT BEVEL EDGE FINISH PRODUCT
PRODUCTO RECTIFICADO Y NO BISELADO



1



2



3



4

Beton serie 45x90
(17.57" x 35.22" - 44,63 x 89,46 cm.)

Beton brown lappato 45x90
Beton brown natural 45x90

G-1410
G-1372

Beton serie 22,5x90
(8.75" x 35.22" - 22,215 x 89,46 cm.)

Beton brown lappato 22,5x90

G-1452

Beton serie 60x60
(23.45" x 23.45" - 59,55 x 59,55 cm.)

Beton brown lappato 60x60

G-1410

Beton serie 30x60
(11.71" x 23.45" - 29,75 x 59,55 cm.)

Beton brown lappato 30x60
Beton brown natural 30x60

G-1298
G-1258

SPECIAL SIZES / FORMATOS ESPECIALES



Beton lista 7,5x90

(2.87" x 35.22" - 7,3 x 89,46 cm.)

Beton brown lappato lista 7,5x90
Beton brown natural lista 7,5x90

G-119
G-117




Beton lista 7,5x60

(2.87" x 23.45" - 7,3 x 59,55 cm.)

Beton brown lappato lista 7,5x60
Beton brown natural lista 7,5x60

G-93
G-91

MOSAICS & SPECIAL PIECES / MOSAICOS Y PIEZAS ESPECIALES



Beton mosaico sin fin

(11.71" x 11.71" - 29,75 x 29,75 cm.)

Beton brown lappato mosaico sin fin

G-1756




Beton mosaico 5x5

(11.71" x 11.71" - 29,75 x 29,75 cm.)

Beton brown lappato mosaico 5x5


G-1688



Beton brown lappato preincisión 7,5x60

(11.71" x 23.45" - 29,75 x 59,55 cm.)


G-1492



Beton brown lappato preincisión 11,25x90

(17.57" x 35.22" - 44,63 x 89,46 cm.)

G-1576



Beton brown lappato circle-4

(17.57" x 35.22" - 44,63 x 89,46 cm.)

G-333


ACCESORIES COMPLEMENTOS	SIZE FORMATO	FINISH ACABADO	GROUP GRUPO
Beton brown rodapié / bullnose 7,5x90	2.87" x 35.22" - 7,5 x 90 cm. (7,3 x 89,46 cm.)	NATURAL	G-131
Beton brown rodapié / bullnose 7,5x60	2.87" x 23.45" - 7,5 x 60 cm. (7,3 x 59,55 cm.)	NATURAL	G-95
Beton brown taco / chip	2.87" x 2.87" - 7,5 x 7,5 cm. (7,3 x 7,3 cm.)	LAPPATO NATURAL	G-39 G-35

HIGH SHADE VARIATION WITHIN EACH CARTON
PRODUCTO CON EVIDENTE VARIACIÓN CROMÁTICA

Acero lista 2x90

(0.066" x 35.22" - 2 x 89,46 cm.)

G-161




BETON BEIGE



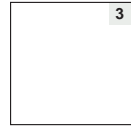
RECTIFIED AND WITHOUT BEVEL EDGE FINISH PRODUCT
PRODUCTO RECTIFICADO Y NO BISELADO



1



2



3



4

Beton serie 45x90
(17.57" x 35.22" - 44,63 x 89,46 cm.)

Beton beige lappato 45x90
Beton beige natural 45x90

G-1410
G-1372

Beton serie 22,5x90
(8.75" x 35.22" - 22,215 x 89,46 cm.)

Beton beige lappato 22,5x90

G-1452

Beton serie 60x60
(23.45" x 23.45" - 59,55 x 59,55 cm.)

Beton beige lappato 60x60

G-1410

Beton serie 30x60
(11.71" x 23.45" - 29,75 x 59,55 cm.)

Beton beige lappato 30x60
Beton beige natural 30x60

G-1298
G-1258

SPECIAL SIZES / FORMATOS ESPECIALES



Beton lista 7,5x90
(2.87" x 35.22" - 7,3 x 89,46 cm.)

Beton beige lappato lista 7,5x90
Beton beige natural lista 7,5x90

G-119
G-117




Beton lista 7,5x60
(2.87" x 23.45" - 7,3 x 59,55 cm.)

Beton beige lappato lista 7,5x60
Beton beige natural lista 7,5x60

G-93
G-91

MOSAICS & SPECIAL PIECES / MOSAICOS Y PIEZAS ESPECIALES



Beton mosaico sin fin
(11.71" x 11.71" - 29,75 x 29,75 cm.)

Beton beige lappato mosaico sin fin


G-1756



Beton mosaico 5x5
(11.71" x 11.71" - 29,75 x 29,75 cm.)

Beton beige lappato mosaico 5x5

G-1688



Beton beige lappato preincisión 7,5x60

(11.71" x 23.45" - 29,75 x 59,55 cm.)


G-1492



Beton beige lappato preincisión 11,25x90

(17.57" x 35.22" - 44,63 x 89,46 cm.)

G-1576



Beton beige lappato circle-4

(17.57" x 35.22" - 44,63 x 89,46 cm.)

G-333


ACCESORIES COMPLEMENTOS	SIZE FORMATO	FINISH ACABADO	GROUP GRUPO
Beton beige rodapié / bullnose 7,5x90	2.87" x 35.22" - 7,5 x 90 cm. (7,3 x 89,46 cm.)	NATURAL	G-131
Beton beige rodapié / bullnose 7,5x60	2.87" x 23.45" - 7,5 x 60 cm. (7,3 x 59,55 cm.)	NATURAL	G-95
Beton beige taco / chip	2.87" x 2.87" - 7,5 x 7,5 cm. (7,3 x 7,3 cm.)	LAPPATO NATURAL	G-39 G-35

HIGH SHADE VARIATION WITHIN EACH CARTON
PRODUCTO CON EVIDENTE VARIACIÓN CROMÁTICA

Acero lista 2x90

(0.066" x 35.22" - 2 x 89,46 cm.)

G-161





“La arquitectura sólo se considera completa con la intervención del ser humano que la experimenta”

Tadao Ando

“Architecture is considered complete only with the intervention of a human being that has experimented”

Tadao Ando

colour range / gama cromática

ANTRACITA

GRIS

VISÓN

MARFIL

BEIGE

newstone

new stone

concrete 60x120

23.45"x46.97" - 59,55x119,3 cm.

concrete 30x120

11.68"x46.97" - 29,675x119,3 cm.

concrete 15x120

5.80"x46.97" - 14,74x119,3 cm.

contract 60x60

23.45"x23.45" - 59,55x59,55 cm.

line 30x60


11.71"x23.45" - 29,75x59,55 cm.

city 45x45

17.57"x17.57" - 44,63x44,63 cm.

urban 30x30

11.71"x11.71" - 29,75x29,75 cm.



5
COLOURS
COLORES

7
SIZES
FORMATOS

2
FINISHES
ACABADOS

LAPPATO
SEMI-POLISHED
NATURAL
NATURAL

NEWSTONE ANTRACITA



RECTIFIED AND WITHOUT BEVEL EDGE FINISH PRODUCT
PRODUCTO RECTIFICADO Y NO BISELADO



Concrete serie 60x120
(23.45" x 46.97" - 59,55 x 119,3 cm.)

Concrete antracita natural 60x120

G-1506



Concrete serie 30x120
(11.68" x 46.97" - 29,675 x 119,3 cm.)

Concrete antracita natural 30x120


G-1544



Concrete serie 15x120
(5.8" x 46.97" - 14,74 x 119,3 cm.)

Concrete antracita natural 15x120


G-1584



Contract serie 60x60
(23.45" x 23.45" - 59,55 x 59,55 cm.)

Contract antracita lappato 60x60
Contract antracita natural 60x60

G-1372
G-1346



Line serie 30x60
(11.71" x 23.45" - 29,75 x 59,55 cm.)

Line antracita lappato 30x60
Line antracita natural 30x60

G-1258
G-1234



City serie 45x45
(17.57" x 17.57" - 44,63 x 44,63 cm.)

City antracita lappato 45x45
City antracita natural 45x45

G-1258
G-1234



Urban serie 30x30
(11.71" x 11.71" - 29,75 x 29,75 cm.)

Urban antracita lappato 30x30
Urban antracita natural 30x30

G-1258
G-1234

SPECIAL SIZES / FORMATOS ESPECIALES



Line lista 15x60
(5.80" x 23.45" - 14,74 x 59,55 cm.)

Line antracita lappato lista 15x60
Line antracita natural lista 15x60

G-89
G-87



Line lista 10x60
(3.84" x 23.45" - 9,74 x 59,55 cm.)

Line antracita lappato lista 10x60
Line antracita natural lista 10x60

G-87
G-85



Line lista 5x60
(1.87" x 23.45" - 4,75 x 59,55 cm.)

Line antracita lappato lista 5x60
Line antracita natural lista 5x60

G-85
G-83

MOSAICS & SPECIAL PIECES / MOSAICOS Y PIEZAS ESPECIALES



Urban mosaicos 5x5
(11.71" x 11.71" - 29,75 x 29,75 cm.)

Urban antracita lappato mosaico 5x5

G-1638

Urban antracita lappato preincisión 5x5

G-1482




Urban mosaicos 5x10
(11.71" x 11.71" - 29,75 x 29,75 cm.)

Urban antracita lappato mosaico 5x10

G-1638

Urban antracita lappato preincisión 5x10


G-1482



Urban preincisión 5x30
(11.71" x 11.71" - 29,75 x 29,75 cm.)

Urban antracita lappato preincisión 5x30

G-1426



Urban preincisión 10x30
(11.71" x 11.71" - 29,75 x 29,75 cm.)


Urban antracita lappato preincisión 10x30

G-1426



Square cenefa lappato 5x30
(1.87" x 11.71" - 4,75 x 29,75 cm.)


G-95



Line antracita lappato cube-2
(11.71" x 23.45" - 29,75 x 59,55 cm.)

G-227

**See pag.250 / **Consultar pag. 250



Line antracita lappato cube-1
(11.71" x 23.45" - 29,75 x 59,55 cm.)

G-215

**See pag.250 / **Consultar pag. 250


ACCESORIES COMPLEMENTOS	SIZE FORMATO	FINISH ACABADO	GROUP GRUPO
Line antracita rodapié / bullnose	3.15" x 23.45" - 8 x 60 cm. (8 x 59,55 cm.)	LAPPATO NATURAL	G-97 G-95
City antracita rodapié / bullnose	3.15" x 17.57" - 8 x 45 cm. (8 x 44,63 cm.)	LAPPATO NATURAL	G-81 G-79
Line antracita rodapié / bullnose	3.15" x 11.71" - 8 x 30 cm. (8 x 29,75 cm.)	LAPPATO NATURAL	G-67 G-65
Line antracita listelo	3.15" x 23.45" - 8 x 60 cm. (8 x 59,55 cm.)	LAPPATO NATURAL	G-87 G-85
City antracita listelo	3.15" x 17.57" - 8 x 45 cm. (8 x 44,63 cm.)	LAPPATO NATURAL	G-67 G-65
Line antracita listelo	3.15" x 11.71" - 8 x 30 cm. (8 x 29,75 cm.)	LAPPATO NATURAL	G-55 G-53
Line antracita taco / chip	3.15" x 3.15" - 8 x 8 cm. (8 x 8 cm.)	LAPPATO NATURAL	G-35 G-29

Cube city lappato	Cube glass	Cube cromatic	Cube
Gris G-23	Marfil G-23	Visión G-23	Beige G-23
Negro G-49	Cristal G-49	Rojo G-49	Azul G-49
Blanco G-23	Amarillo G-23	Azul G-23	Acero G-49

NEWSTONE GRIS



RECTIFIED AND WITHOUT BEVEL EDGE FINISH PRODUCT
PRODUCTO RECTIFICADO Y NO BISELADO



Concrete serie 60x120
(23.45" x 46.97" - 59,55 x 119,3 cm.)
Concrete gris natural 60x120

G-1496



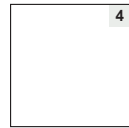
Concrete serie 30x120
(11.68" x 46.97" - 29,675 x 119,3 cm.)
Concrete gris natural 30x120

G-1536




Concrete serie 15x120
(5.8" x 46.97" - 14,74 x 119,3 cm.)
Concrete gris natural 15x120

G-1576



Contract serie 60x60
(23.45" x 23.45" - 59,55 x 59,55 cm.)
Contract gris lappato 60x60
Contract gris natural 60x60

G-1354
G-1330



Line serie 30x60
(11.71" x 23.45" - 29,75 x 59,55 cm.)
Line gris lappato 30x60
Line gris natural 30x60

G-1240
G-1218



City serie 45x45
(17.57" x 17.57" - 44,63 x 44,63 cm.)
City gris lappato 45x45
City gris natural 45x45

G-1240
G-1218



Urban serie 30x30
(11.71" x 11.71" - 29,75 x 29,75 cm.)
Urban gris lappato 30x30

G-1240

SPECIAL SIZES / FORMATOS ESPECIALES



Line lista 15x60
(5.80" x 23.45" - 14,74 x 59,55 cm.)
Line gris lappato lista 15x60
Line gris natural lista 15x60

G-87
G-85



Line lista 10x60
(3.84" x 23.45" - 9,74 x 59,55 cm.)
Line gris lappato lista 10x60
Line gris natural lista 10x60

G-85
G-83



Line lista 5x60
(1.87" x 23.45" - 4,75 x 59,55 cm.)
Line gris lappato lista 5x60
Line gris natural lista 5x60

G-83
G-81


MOSAICS & SPECIAL PIECES / MOSAICOS Y PIEZAS ESPECIALES



Urban mosaicos 5x5
(11.71" x 11.71" - 29,75 x 29,75 cm.)
Urban gris lappato mosaico 5x5
Urban gris lappato preincisión 5x5

G-1638

G-1482



Urban mosaicos 5x10
(11.71" x 11.71" - 29,75 x 29,75 cm.)
Urban gris lappato mosaico 5x10
Urban gris lappato preincisión 5x10

G-1638

G-1482



Urban preincisión 5x30
(11.71" x 11.71" - 29,75 x 29,75 cm.)
Urban gris lappato preincisión 5x30

G-1426



Urban preincisión 10x30
(11.71" x 11.71" - 29,75 x 29,75 cm.)
Urban gris lappato preincisión 10x30

G-1426




Square cenefa lappato 5x30
(1.87" x 11.71" - 4,75 x 29,75 cm.)

G-95



Line gris lappato cube-2
(11.71" x 23.45" - 29,75 x 59,55 cm.) **See pag.250 / **Consultar pag. 250

G-227




Line gris lappato cube-1
(11.71" x 23.45" - 29,75 x 59,55 cm.) **See pag.250 / **Consultar pag. 250

G-215

ACCESORIES COMPLEMENTOS	SIZE FORMATO	FINISH ACABADO	GROUP GRUPO
	Line gris rodapié / bullnose	3.15" x 23.45" - 8 x 60 cm. (8 x 59,55 cm.)	LAPPATO NATURAL G-95 G-93
	City gris rodapié / bullnose	3.15" x 17.57" - 8 x 45 cm. (8 x 44,63 cm.)	LAPPATO NATURAL G-79 G-73
	Line gris rodapié / bullnose	3.15" x 11.71" - 8 x 30 cm. (8 x 29,75 cm.)	LAPPATO NATURAL G-65 G-63
	Line gris listelo	3.15" x 23.45" - 8 x 60 cm. (8 x 59,55 cm.)	LAPPATO NATURAL G-85 G-83
	City gris listelo	3.15" x 17.57" - 8 x 45 cm. (8 x 44,63 cm.)	LAPPATO NATURAL G-65 G-63
	Line gris listelo	3.15" x 11.71" - 8 x 30 cm. (8 x 29,75 cm.)	LAPPATO NATURAL G-53 G-51
	Line gris taco / chip	3.15" x 3.15" - 8 x 8 cm. (8 x 8 cm.)	LAPPATO NATURAL G-29 G-27

Cube city lappato	Cube glass	Cube cromatic	Cube
Antrac. G-23	Marfil G-23	Visón G-23	Beige G-23
Negro G-49	Cristal G-49	Rojo G-49	Azul G-49
Blanco G-23	Amarillo G-23	Azul G-23	Acero G-49



RECTIFIED AND WITHOUT BEVEL EDGE FINISH PRODUCT
PRODUCTO RECTIFICADO Y NO BISELADO



Concrete serie 60x120
(23.45" x 46.97" - 59,55 x 119,3 cm.)
Concrete visón natural 60x120

G-1496




Concrete serie 30x120
(11.68" x 46.97" - 29,675 x 119,3 cm.)
Concrete visón natural 30x120

G-1536



Concrete serie 15x120
(5.8" x 46.97" - 14,74 x 119,3 cm.)
Concrete visón natural 15x120

G-1576



Contract serie 60x60
(23.45" x 23.45" - 59,55 x 59,55 cm.)
Contract visón lappato 60x60
Contract visón natural 60x60

G-1354
G-1330



Line serie 30x60
(11.71" x 23.45" - 29,75 x 59,55 cm.)
Line visón lappato 30x60
Line visón natural 30x60

G-1240
G-1218



City serie 45x45
(17.57" x 17.57" - 44,63 x 44,63 cm.)
City visón lappato 45x45
City visón natural 45x45

G-1240
G-1218



Urban serie 30x30
(11.71" x 11.71" - 29,75 x 29,75 cm.)
Urban visón lappato 30x30
Urban visón natural 30x30

G-1240
G-1218

SPECIAL SIZES / FORMATOS ESPECIALES



Line lista 15x60
(5.80" x 23.45" - 14,74 x 59,55 cm.)
Line visón lappato lista 15x60
Line visón natural lista 15x60

G-87
G-85



Line lista 10x60
(3.84" x 23.45" - 9,74 x 59,55 cm.)
Line visón lappato lista 10x60
Line visón natural lista 10x60


G-85
G-83



Line lista 5x60
(1.87" x 23.45" - 4,75 x 59,55 cm.)
Line visón lappato lista 5x60
Line visón natural lista 5x60

G-83
G-81


MOSAICS & SPECIAL PIECES / MOSAICOS Y PIEZAS ESPECIALES



Urban mosaicos 5x5
(11.71" x 11.71" - 29,75 x 29,75 cm.)
Urban visón lappato mosaico 5x5
Urban visón lappato preincisión 5x5

G-1638

G-1482



Urban mosaicos 5x10
(11.71" x 11.71" - 29,75 x 29,75 cm.)
Urban visón lappato mosaico 5x10
Urban visón lappato preincisión 5x10

G-1638

G-1482



Urban preincisión 5x30
(11.71" x 11.71" - 29,75 x 29,75 cm.)
Urban visón lappato preincisión 5x30

G-1426



Urban preincisión 10x30
(11.71" x 11.71" - 29,75 x 29,75 cm.)
Urban visón lappato preincisión 10x30

G-1426



Square cenefa lappato 5x30
(1.87" x 11.71" - 4,75 x 29,75 cm.)

G-95



Line visón lappato cube-2
(11.71" x 23.45" - 29,75 x 59,55 cm.) **See pag.250 / **Consultar pag. 250

G-227



Line visón lappato cube-1
(11.71" x 23.45" - 29,75 x 59,55 cm.) **See pag.250 / **Consultar pag. 250

G-215

ACCESORIES COMPLEMENTOS	SIZE FORMATO	FINISH ACABADO	GROUP GRUPO
Line visón rodapié / bullnose	3.15" x 23.45" - 8 x 60 cm. (8 x 59,55 cm.)	LAPPATO NATURAL	G-95 G-93
City visón rodapié / bullnose	3.15" x 17.57" - 8 x 45 cm. (8 x 44,63 cm.)	LAPPATO NATURAL	G-79 G-73
Line visón rodapié / bullnose	3.15" x 11.71" - 8 x 30 cm. (8 x 29,75 cm.)	LAPPATO NATURAL	G-65 G-63
Line visón listelo	3.15" x 23.45" - 8 x 60 cm. (8 x 59,55 cm.)	LAPPATO NATURAL	G-85 G-83
City visón listelo	3.15" x 17.57" - 8 x 45 cm. (8 x 44,63 cm.)	LAPPATO NATURAL	G-65 G-63
Line visón listello	3.15" x 11.71" - 8 x 30 cm. (8 x 29,75 cm.)	LAPPATO NATURAL	G-53 G-51
Line visón taco / chip	3.15" x 3.15" - 8 x 8 cm. (8 x 8 cm.)	LAPPATO NATURAL	G-29 G-27

Cube city lappato	Cube glass	Cube cromatic	Cube
Antrac. G-23	Marfil G-23	Grís G-23	Beige G-23
Negro G-49	Cristal G-49	Rojo G-49	Azul G-49
Blanco G-23	Amarillo G-23	Azul G-23	Acero G-49

NEWSTONE MARFIL



RECTIFIED AND WITHOUT BEVEL EDGE FINISH PRODUCT
PRODUCTO RECTIFICADO Y NO BISELADO



Concrete serie 60x120
(23.45" x 46.97" - 59,55 x 119,3 cm.)
Concrete marfil natural 60x120

G-1516



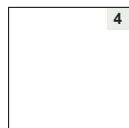
Concrete serie 30x120
(11.68" x 46.97" - 29,675 x 119,3 cm.)
Concrete marfil natural 30x120

G-1556



Concrete serie 15x120
(5.8" x 46.97" - 14,74 x 119,3 cm.)
Concrete marfil natural 15x120

G-1598



Contract serie 60x60
(23.45" x 23.45" - 59,55 x 59,55 cm.)
Contract marfil lappato 60x60
Contract marfil natural 60x60

G-1410
G-1372



Line serie 30x60
(11.71" x 23.45" - 29,75 x 59,55 cm.)
Line marfil lappato 30x60
Line marfil natural 30x60

G-1298
G-1258



City serie 45x45
(17.57" x 17.57" - 44,63 x 44,63 cm.)
City marfil lappato 45x45
City marfil natural 45x45

G-1298
G-1258



Urban serie 30x30
(11.71" x 11.71" - 29,75 x 29,75 cm.)
Urban marfil lappato 30x30
Urban marfil natural 30x30

G-1298
G-1258

SPECIAL SIZES / FORMATOS ESPECIALES



Line lista 15x60
(5.80" x 23.45" - 14,74 x 59,55 cm.)
Line marfil lappato lista 15x60
Line marfil natural lista 15x60

G-91
G-89



Line lista 10x60
(3.84" x 23.45" - 9,74 x 59,55 cm.)
Line marfil lappato lista 10x60
Line marfil natural lista 10x60


G-89
G-87



Line lista 5x60
(1.87" x 23.45" - 4,75 x 59,55 cm.)
Line marfil lappato lista 5x60
Line marfil natural lista 5x60

G-87
G-85


MOSAICS & SPECIAL PIECES / MOSAICOS Y PIEZAS ESPECIALES



Urban mosaicos 5x5
(11.71" x 11.71" - 29,75 x 29,75 cm.)
Urban marfil lappato mosaico 5x5
Urban marfil lappato preincisión 5x5

G-1654

G-1506



Urban mosaicos 5x10
(11.71" x 11.71" - 29,75 x 29,75 cm.)
Urban marfil lappato mosaico 5x10
Urban marfil lappato preincisión 5x10

G-1654

G-1506



Urban preincisión 5x30
(11.71" x 11.71" - 29,75 x 29,75 cm.)
Urban marfil lappato preincisión 5x30

G-1458




Urban preincisión 10x30
(11.71" x 11.71" - 29,75 x 29,75 cm.)
Urban marfil lappato preincisión 10x30

G-1458



Square cenefa lappato 5x30
(1.87" x 11.71" - 4,75 x 29,75 cm.)

G-95










Line marfil lappato cube-2
(11.71" x 23.45" - 29,75 x 59,55 cm.) **See pag.250 / **Consultar pag. 250

G-227



Line marfil lappato cube-1
(11.71" x 23.45" - 29,75 x 59,55 cm.) **See pag.250 / **Consultar pag. 250

G-215

ACCESORIES COMPLEMENTOS	SIZE FORMATO	FINISH ACABADO	GROUP GRUPO
 Line marfil rodapié / bullnose	3.15" x 23.45" - 8 x 60 cm. (8 x 59,55 cm.)	LAPPATO NATURAL	G-100 G-97
 City marfil rodapié / bullnose	3.15" x 17.57" - 8 x 45 cm. (8 x 44,63 cm.)	LAPPATO NATURAL	G-85 G-81
 Line marfil rodapié / bullnose	3.15" x 11.71" - 8 x 30 cm. (8 x 29,75 cm.)	LAPPATO NATURAL	G-71 G-67
 Line marfil listelo	3.15" x 23.45" - 8 x 60 cm. (8 x 59,55 cm.)	LAPPATO NATURAL	G-91 G-87
 City marfil listelo	3.15" x 17.57" - 8 x 45 cm. (8 x 44,63 cm.)	LAPPATO NATURAL	G-71 G-67
 Line marfil listelo	3.15" x 11.71" - 8 x 30 cm. (8 x 29,75 cm.)	LAPPATO NATURAL	G-57 G-55
 Line marfil taco / chip	3.15" x 3.15" - 8 x 8 cm. (8 x 8 cm.)	LAPPATO NATURAL	G-39 G-35

Cube city lappato	Cube glass	Cube cromatic	Cube
Antrac. G-23	Visión G-23	Blanco G-23	Acero G-49
Gris G-23	Negro G-49	Amarillo G-23	
Beige G-23	Cristal G-49	Azul G-23	
	Rojo G-49	Azul G-23	

NEWSTONE BEIGE



RECTIFIED AND WITHOUT BEVEL EDGE FINISH PRODUCT
PRODUCTO RECTIFICADO Y NO BISELADO



Line serie 30x60
(11.71" x 23.45" - 29,75 x 59,55 cm.)

Line beige lappato 30x60 G-1240
Line beige natural 30x60 G-1218



City serie 45x45
(17.57" x 17.57" - 44,63 x 44,63 cm.)

City beige lappato 45x45 G-1240
City beige natural 45x45 G-1218



Urban serie 30x30
(11.71" x 11.71" - 29,75 x 29,75 cm.)

Urban beige lappato 30x30 G-1240
Urban beige natural 30x30 G-1218

SPECIAL SIZES / FORMATOS ESPECIALES



Line lista 15x60
(5.80" x 23.45" - 14,74 x 59,55 cm.)

Line beige lappato lista 15x60 G-87
Line beige natural lista 15x60 G-85



Line lista 10x60
(3.84" x 23.45" - 9,74 x 59,55 cm.)

Line beige lappato lista 10x60 G-85
Line beige natural lista 10x60 G-83



Line lista 5x60
(1.87" x 23.45" - 4,75 x 59,55 cm.)

Line beige lappato lista 5x60 G-83
Line beige natural lista 5x60 G-81


MOSAICS & SPECIAL PIECES / MOSAICOS Y PIEZAS ESPECIALES



Urban mosaicos 5x5
(11.71" x 11.71" - 29,75 x 29,75 cm.)

Urban beige lappato mosaico 5x5 G-1638


Urban beige lappato preincisión 5x5 G-1482



Urban mosaicos 5x10
(11.71" x 11.71" - 29,75 x 29,75 cm.)


Urban beige lappato mosaico 5x10 G-1638

Urban beige lappato preincisión 5x10 G-1482



Urban preincisión 5x30
(11.71" x 11.71" - 29,75 x 29,75 cm.)

Urban beige lappato preincisión 5x30 G-1426



Urban preincisión 10x30
(11.71" x 11.71" - 29,75 x 29,75 cm.)

Urban beige lappato preincisión 10x30 G-1426



Square cenefa lappato 5x30 G-95
(1.87" x 11.71" - 4,75 x 29,75 cm.)



Line beige lappato cube-2 G-227
(11.71" x 23.45" - 29,75 x 59,55 cm.) **See pag.250 / **Consultar pag. 250




















Line beige lappato cube-1 G-215
(11.71" x 23.45" - 29,75 x 59,55 cm.) **See pag.250 / **Consultar pag. 250

ACCESORIES COMPLEMENTOS	SIZE FORMATO	FINISH ACABADO	GROUP GRUPO
	Line beige rodapié / bullnose	3.15" x 23.45" - 8 x 60 cm. (8 x 59,55 cm.)	LAPPATO NATURAL G-95 G-93
	City beige rodapié / bullnose	3.15" x 17.57" - 8 x 45 cm. (8 x 44,63 cm.)	LAPPATO NATURAL G-79 G-73
	Line beige rodapié / bullnose	3.15" x 11.71" - 8 x 30 cm. (8 x 29,75 cm.)	LAPPATO NATURAL G-65 G-63
	Line beige listelo	3.15" x 23.45" - 8 x 60 cm. (8 x 59,55 cm.)	LAPPATO NATURAL G-85 G-83
	City beige listelo	3.15" x 17.57" - 8 x 45 cm. (8 x 44,63 cm.)	LAPPATO NATURAL G-65 G-63
	Line beige listelo	3.15" x 11.71" - 8 x 30 cm. (8 x 29,75 cm.)	LAPPATO NATURAL G-53 G-51
	Line beige taco / chip	3.15" x 3.15" - 8 x 8 cm. (8 x 8 cm.)	LAPPATO NATURAL G-29 G-27

Cube city lappato	Cube glass	Cube cromatic	Cube
Antrac. G-23	Visión G-23	Blanco G-23	Acero G-49
Gris G-23	Negro G-49	Amarillo G-23	
Marfil G-23	Cristal G-49	Azul G-23	
	Rojo G-49	Azul G-23	

TECHNICAL FEATURES / CARACTERÍSTICAS TÉCNICAS

	STANDARD TEST METHOD MÉTODO DE LA NORMA	STANDARD PRESCRIBED VALUES VALOR PRESCRITO POR LA NORMA		
 Length and Width Longitud y Anchura	UNE-EN ISO 10545-2	± 0,6% max.	± 0,1%	± 0,1%
 Thickness Grosor	UNE-EN ISO 10545-2	± 5% max.	± 2%	± 2%
 Orthogonality Ortogonalidad	UNE-EN ISO 10545-2	± 0,6 max.	± 0,2%	± 0,2%
 Surfaces flatness Planitud de superficie	UNE-EN ISO 10545-2	± 0,5% max.	± 0,2%	± 0,2%
 Water absorption Absorción de agua	UNE-EN ISO 10545-3	≤ 0,5%	± 0,1%	± 0,1%
 Bending Resistance Resistencia a la flexión	UNE-EN ISO 10545-4	≥ 27 N/mm ²	61 N/mm ²	61 N/mm ²
 Surface scratch resistance Dureza al rayado superficial	EN 101	≥ MOHS 6	MOHS 5**	MOHS 8*
 Resistance to abrasion Resistencia a la abrasión	UNE-EN ISO 10545-6	≤ 205 mm ³	141 mm ^{3**}	109 mm ^{3*}
 Thermal expansion coefficient Coeficiente de dilatación térmica	UNE-EN ISO 10545-8	≤ 9 MK ⁻¹	6,3 MK ⁻¹	6,3 MK ⁻¹
 Temperature shock resistance Resistencia al choque térmico	UNE-EN ISO 10545-9	No surfaces defects should be visible No debe presentar defectos visibles	Durable / Resistente	Durable / Resistente
 Resistance to cold Resistencia a la helada	UNE-EN ISO 10545-12	No surface defects or cracks should be visible No debe presentar defectos o roturas visibles	Anti-Ice / Antihielo	Anti-Ice / Antihielo
 Anti-slip Antideslizamiento	DIN 51130		- **	R9*
 Colour resistance to light Resistencia del color a la luz	DIN 51094	There should be no colour variations No debe presentar variaciones de color	No alterations to colour and shine No presentan alteraciones	
 Chemical Resistance Resistencia química	UNE-EN ISO 10545-13		See page 262 ** Consultar pag. 262 **	Durable*/ Resistente*
 Resistance to staining Resistencia a las manchas	UNE-EN ISO 10545-14	There should be no visible changes when subjected to chemicals No debe presentar alteraciones visibles a los ataques químicos	No visible defects / Sin defectos visibles	No visible defects / Sin defectos visibles

* Average test result value on February 2008. / * Valor de media a fecha Febrero de 2008

** Average test done in inox silver graffiato 30x60. Average test result value on February 2008. / ** Prueba realizada sobre el producto inox silver graffiato 30x60. Valor de media a fecha Octubre de 2008.

Consult specific product test result value before supplying. Possibility of other test result value by request.

Consultar valor de un producto específico antes del suministro. Posibilidad de realizar ensayos diferentes por indicación expresa.